


Deerhair sedge


Hook	TMC100 10 12 14
Thread	Red 08
Wing	Aile-air JMC or natural feather cut/burnt
Body	Dubbing deerhair
Thorax	Dubbing deerhair
Eyes	Leader Nylon 0.50
Antenna	Natural Pheasant tail




1. Tie in the thread for a few turns



2. Tie in the 2 antennas (x shape)



3. Cut a length of 1cm 0.50mm tippet nylon.
4. burn off both ends with a lighter (sorry for the non-smokers)
5. tie-in this "eye" pair at the fixation point of the antennas



6. Wind the thread up to and slightly into the curvature of the hook



7. Introduce the deerhair dubbing into a dubbing loop
8. Dub the body of the sedge leaving a few millimeters space behind the eyes
9. Cut away the excess of the dubbing on the upper side of the hook



10. Prepare the sedge wing (from synthetic material or feathers)
11. Fix the wing on top of the hook shank at the termination of the dubbed body



12. Introduce some deerhair dubbing into a dubbing loop
13. Dub the thorax of the sedge up to the eyes



14. Whip finish
15. Shape the antennas