



# Wooden Emerger

Materials:

Hook:	TMC2487 10-12 Kamasan B100 10-12
Thread:	Black 8/0
Head:	Wood bead 4mm
Antennas:	Yellow foam
Body:	Unistretch olive
Ribbing:	Copper wire fine
Plus:	UV glue




1 Thread the wooden bead on the hook



2 Tie in the thread and wind a it in close turns for about 1cm

3 Wind the thread back to the eye



4 Bias cut a foam strip of about 2-3mm


5 Tie in the tip of the foam strip, the rest of the strip pointing to the right




6 Flip the strip backwards to the hook curvature

7 Tie it off


8 Cut or tear off the excess



9 Slide the bead over the tie off point of the foam strip




10 Tie in the Unistretch behind the bead head




11 Tie in the copper wire

12 Secure the copper wire deep into the curvature of the hook




13 Wind a tapered body with the Unistretch




14 Wind the ribbing wire forward to the bead head

15 Secure the wire with 2-3 turns of Unistretch



16 Whipfinish behind the bead head



17 Incise the Foam strip



18 Trim the foam strip

19 Cover the body with a layer of UV glue

20 Cure the glue using an UV torch